

Here Comes the Bus Proxy and Reports


Silverlining provides a *Here Comes the Bus Proxy* that opens the *Here Comes the Bus* environment right from the software. In addition, it has detailed reports that you can run to get information about your organization's *Here Comes the Bus* accounts.

HERE COMES THE BUS PROXY

If you need to help a parent with his or her *Here Comes the Bus* account, you can access *Here Comes the Bus* through Silverlining using the proxy.

NOTE: You must have Administrator privileges to open a parent's account with the *Here Comes the Bus Proxy*.

To use the proxy, follow these steps:

1. Click the Quick Search icon () at the top left of the screen in Silverlining.

The initial Quick Search screen is blank, and below the menu bar is a data entry box in which you can enter your search criteria, as shown in Figure 1. You can type part of the parent name for your search and the wildcard character %, such as **Smit%** or **%Smit%**.

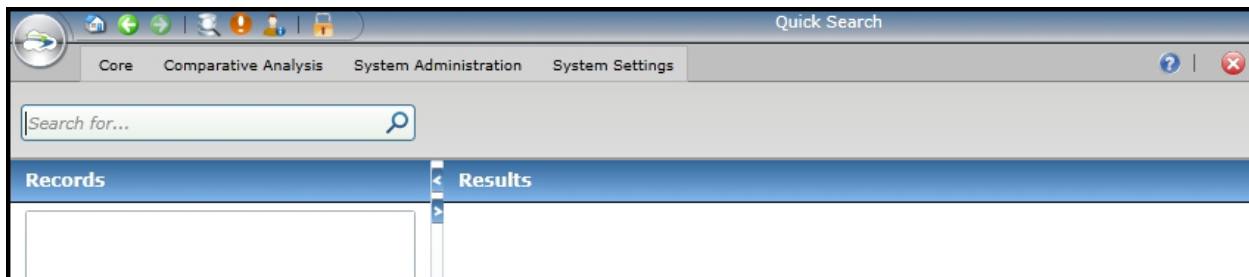


Figure 1: You can launch the *Here Comes the Bus Proxy* from the Quick Search screen.

Here are the options for the search:

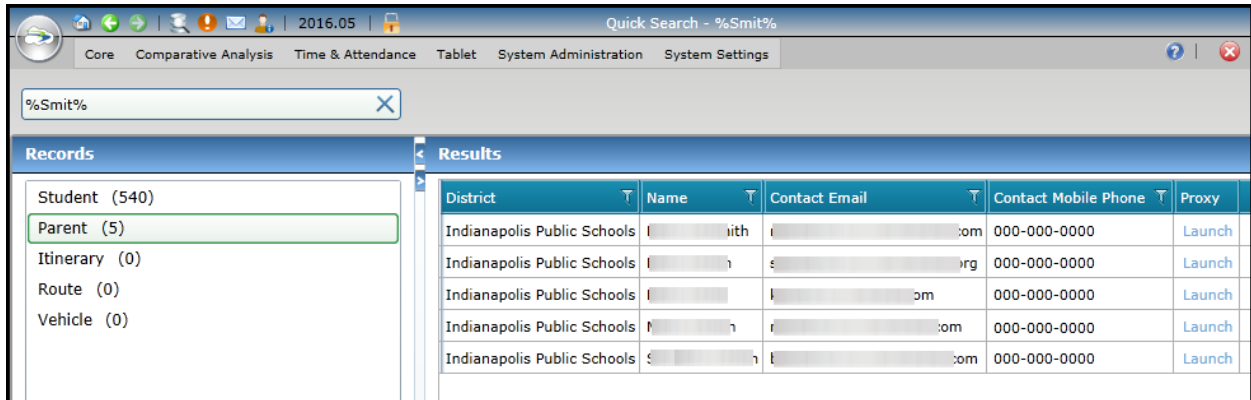
- By default, the search is a “Starts With” type, so if you enter **Smit**, Silverlining will search for “Smit%.”
- You can perform an “Ends With” search by entering **%Smit**.
- You can perform a “Contains” search by entering **%Smit%**.

2. After you type your search criteria, press Enter.

The Records panel will display how many results there are in each category, such as Student (540), Parent (5), Itinerary (0), Route (0), and Vehicle (0).

3. Click the Parent category.

A list of parents that matches your search criteria will appear in the Results panel, as shown in Figure 2.



Records

- Student (540)
- Parent (5)
- Itinerary (0)
- Route (0)
- Vehicle (0)

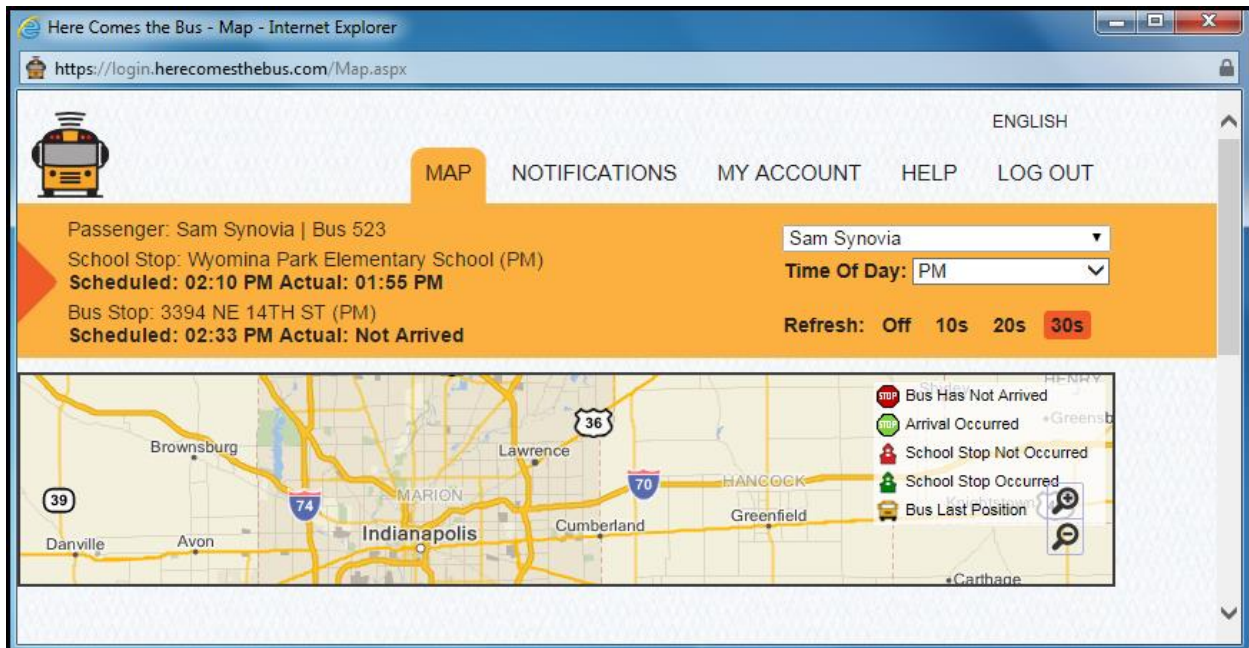
Results

District	Name	Contact Email	Contact Mobile Phone	Proxy
Indianapolis Public Schools	[redacted]@smith	[redacted]@com	000-000-0000	Launch
Indianapolis Public Schools	[redacted]	[redacted]@org	000-000-0000	Launch
Indianapolis Public Schools	[redacted]	[redacted]@com	000-000-0000	Launch
Indianapolis Public Schools	[redacted]	[redacted]@com	000-000-0000	Launch
Indianapolis Public Schools	[redacted]	[redacted]@com	000-000-0000	Launch

Figure 2: The results of the parent search.

- In the row of the parent for whom you'd like to open the *Here Comes the Bus Proxy*, click Launch.

The *Here Comes the Bus Proxy* will launch in a new browser window (see Figure 3).



Here Comes the Bus - Map - Internet Explorer
<https://login.herecomesthebus.com/Map.aspx>

ENGLISH

MAP NOTIFICATIONS MY ACCOUNT HELP LOG OUT

Passenger: Sam Synovia | Bus 523
 School Stop: Wyomina Park Elementary School (PM)
 Scheduled: 02:10 PM Actual: 01:55 PM
 Bus Stop: 3394 NE 14TH ST (PM)
 Scheduled: 02:33 PM Actual: Not Arrived

Sam Synovia
 Time Of Day: PM

Refresh: Off 10s 20s 30s

Map showing Indianapolis area with bus route and stop locations. Legend includes: Bus Has Not Arrived, Arrival Occurred, School Stop Not Occurred, School Stop Occurred, Bus Last Position.

Figure 3: The *Here Comes the Bus Proxy*.

NOTE: If the window fails to open, verify that pop-up blockers are not stopping it — check your browser settings and toolbar add-ins.

- You can verify the account settings, alert configurations, and other details for the parent.

WARNING: Be careful when you are in a parent's account! Any changes you make are live and will alter what the parent sees when they open Here Comes the Bus. So make absolutely certain that your modifications are exactly what the parent is asking for.

HERE COMES THE BUS REPORTS

There are a group of reports in Silverlining you can run to get information about your *Here Comes the Bus* accounts, the students connected to those accounts, and the number of zones created to capture bus arrival and departure data from the area surrounding the student stops. To begin, click Core » Reports. Select the radio button to the left of *Here Comes the Bus*.

The reports shown in Figure 4 will appear in the right pane.

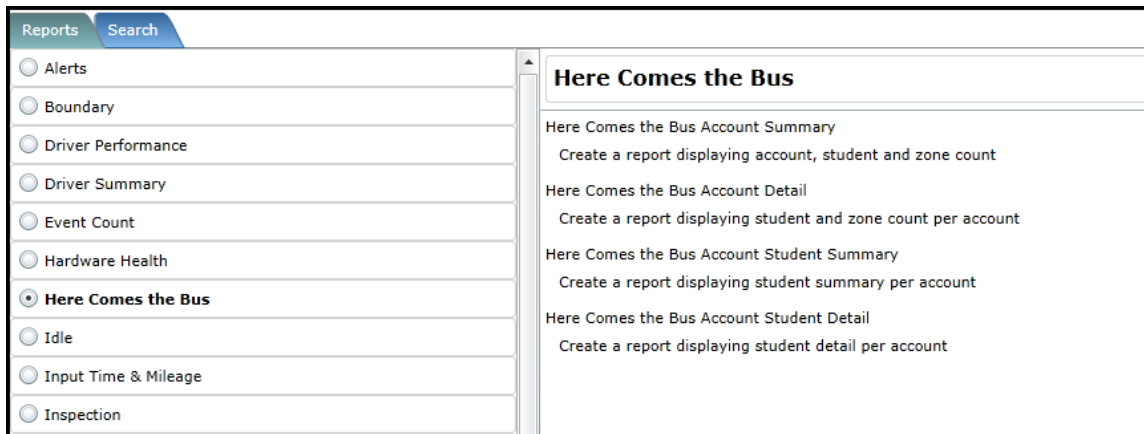


Figure 4: The *Here Comes the Bus* reports.

Here is a description of the available reports:

- Here Comes the Bus* Account Summary: Provides the total count of accounts, students, and zones (see Figure 5).

Accounts	Students	Zones
45	66	110

Figure 5: The Account Summary report.

- Here Comes the Bus* Account Detail: Provides a listing of all accounts within a search by account name, including the student count, zones, and associated phone numbers (see Figure 6).

Account Name	Students	Zones	Mobile #	Carrier	CreateDate
	2	0	50		03/09/2015

Figure 6: The Account Detail report.



HERE COMES THE BUS PROXY AND REPORTS

- *Here Comes the Bus* Account Student Summary: Provides a listing of all accounts within a search by account name and student name, including the student names, number of zones, number of requested notifications, and schools (see Figure 7).

Account Name	Student	Zones	Notifications Requested	School
m	INS	1	0	MONTESSORI SCHOOL

Figure 7: The Account Student Summary report.

- *Here Comes the Bus* Account Student Detail: Provides a listing of all accounts within a search by account name and student name, including the student names, zones, notification devices, notification types, and schools (see Figure 8).

Account Name	Student	Zone	Notification Device	Notification Type	School
.om	INS	AM	EMAIL	arrives	MIDDLE SCHOOL-YR

Figure 8: The Account Student Detail report.